

L I F E I N B A L A N C E

SOEHNLE



CATALOG 2017



Unique. Innovative. Distinctive.

The Soehnle brand has been standing for top-level quality and excellent design for nearly 150 years. A challenging claim with which Soehnle established itself as a leading brand in the area of kitchen and personal scales not only in Germany but internationally as well.

Soehnle offers innovative product solutions for a deliberately healthier life: With modern analysis scales you can effortlessly keep an eye on your own body values with precise measurement and reliable interpretation. Accurate kitchen scales by Soehnle support a balanced diet while baking or cooking. That's motivation to design a healthier life – day after day.

Technical perfection and the high quality of Soehnle products are guaranteed by our own development department and continuous internal controls. We simultaneously focus on the modern and distinct design of the products: The clear style is unique on the market and has become a distinguishing feature of the brand.

With the new design concept for personal scales, Soehnle also offers a structured, consumer-oriented product line – clearly focused on the relevant target groups.

Whether trendy lifestyle products, precise kitchen scales or innovative personal scales with sophisticated technology: there is always something for every demand and every taste in the broad Soehnle product line.

Personal Scales
New design concept

Body Analysis Scales	5
Digital Personal Scales	14
Digital Personal Scales Edition	23
POS new design concept	24

Personal Scales
Still available

Body Analysis Scales	27
Digital Personal Scales	30
Digital Personal Scales Edition	32
Analogue Personal Scales	36

Kitchen Scales

Digital Kitchen Scales	39
Digital Kitchen Scales Edition	52
Analogue Kitchen Scales	58

Room Fragrance

Design Aroma Diffuser	60
Fragrance Oils	66

Point of Sale

POS Personal Scales	67
POS Kitchen Scales	69
POS Room Fragrance	70
Web	71
Product overview	72
Pictographs	74



Personal Scales
New design concept
Body Analysis Scales · Digital Personal Scales

Directly to Success –
New Range of Personal Scales

Only Soehnle on the shelf!

- ➔ **Unique design – only by Soehnle**
Strong brand perception with modern and distinctive design – simple and elegant style.
- ➔ **Purchase-relevant criteria**
Each model sets itself apart with purchase-relevant criteria, e.g. large weighing surface for secure stability or easy readability.
- ➔ **Structured price-performance**
The clearly structured and comprehensible assortment guarantees easy consumer orientation and therefore, a quick purchase decision.
- ➔ **High-volume price ranges**
The worldwide leading expert satisfies all relevant price categories with its new assortment.
- ➔ **Relevant target groups**
Direct and individual approach of three relevant target groups based on extensive scientific consumer analysis.*
- ➔ **New quality standards**
With the latest models, Soehnle sets new quality standards on the market and places superior functions within all price categories.

* Source: Fundamental analysis of Monheimer Institute, 2015

Simple Structured Assortment

	Entry-Level Price	Mid-Range Price	Premium Price
Size of platform	Compact: 25 x 25 cm – 29 x 29 cm, 9.8 x 9.8 inch – 11.4 x 11.4 inch	Large: 31 x 31 cm – 33 x 33 cm, 12.2 x 12.2 inch – 13 x 13 inch	Extra-large: 35 x 30 cm, 13.8 x 11.8 inch
Digit height (readability)	2.5 cm /1.0 inch	3.5 cm /1.4 inch	4.5 cm /1.8 inch
Type of display	Standard LCD	New LCD design	New LED/LCD design, illuminated
Strength/glass plate quality	6 or 8 mm /0.2 or 0.3 inch safety glass	8 mm /0.3 inch safety glass	8 mm /0.3 inch extra-clear safety glass

Clear name concept
for easy orientation within the assortment



SHAPE SENSE Body Analysis Scales

PROFI

Body Analysis Scales for ambitious athletes

CONTROL

Body Analysis Scales for Fitness-Newcomers



STYLE SENSE Personal Scales

MULTI

Personal Scales with additional functions

SAFE

Personal Scales with special surface

COMFORT

Personal Scales made of glass with high comfort

COMPACT

Personal Scales made of glass with a compact design



New Design Concept: Unique – and only by Soehnle

Unique: The modern and simple design – developed by Soehnle – is exclusive to the market. This emphasises in particular the consumer brand perception and ultimately achieves a clear differentiation within the market.



Unique: The XXL-displays assure an excellent readability due to their large LCD digits.



Independent: Unique style with uniform edge design.



Elegant and stable: Extraordinary thin design offers secure stability.



Typical Soehnle feature: Base feet with non-slip and green bottom.

63869 4
Shape Sense Profi 300

- Premium body analysis (BIA): precise measurement of individual body fat and water content, and muscle mass
- Athlete mode for very active athletes allows a precise determination of the daily calorie requirement (kcal)
- Measured body values will immediately be evaluated and interpreted
- Displays Body Mass Index (BMI)
- XXL: Extra-large, very easy to read LCD screen with white luminous digits (4.5 cm / 1.77 inch digit height)
- Very high load capacity of up to 200 kg / 440 lb (to 100 g / 0.2 lb precise)
- Automatic recognition of up to 8 persons
- Extra-large weighing surface for extra secure stability (35 x 30 cm / 13.78 x 11.81 inch)
- Thin design (26 mm / 1.02 inch)
- Automatic on and off function, without the need to tap 'on'
- Sensor Touch operation
- High-quality, extra-clear safety glass for brilliant colour effect (8 mm / 0.31 inch)
- Non-slip base
- Batteries included for immediate start. Approx. 3 years+ battery life when used an average twice a day
- Weight unit, either kg, lb, st



NEW

Analysis specialist in the professional class

Simply unbeatable: Precise measurement of individual body values with Premium Body Analysis (BIA), athlete mode, display of the daily calorie requirement as well as the BMI, and an extra-high load capacity of 200 kg / 440 lb.

Load capacity: 200 kg / 440 lb

Graduation: 100 g / 0.2 lb

Material: Safety glass / plastic

Color: Silver

Size: D 30 x W 35 x H 2.6 cm /
D 11.81 x W 13.78 x H 1.02 inch

440 LB

0.2 LB

BIA

0.1 %

0.1 %

0.1 %

KCAL

BMI

SPORT

8

XXL

XXL

SENSOR

DESIGN

AUTO

3

GUARANTEE

2

204

KG / ST

3 x 1.5 V

- Premium body analysis (BIA)
- Athlete mode
- 200 kg / 440 lb Load capacity

63870 0
Shape Sense Profi 200

- Premium body analysis (BIA): precise measurement of individual body fat and water content, and muscle mass
- Athlete mode for very active athletes allows a precise determination of the daily calorie requirement (kcal)
- Measured body values will immediately be evaluated and interpreted
- Displays Body Mass Index (BMI)
- XXL: Extra-large, very easy to read LCD screen with white luminous digits (4.5 cm / 1.77 inch digit height)
- Automatic recognition of up to 8 persons
- Very high load capacity of up to 180 kg / 396 lb (to 100 g / 0.2 lb precise)
- Pleasant plastic surface underfoot
- Extra-large weighing surface for extra secure stability (35 x 30 cm / 13.78 x 11.81 inch)
- Thin design (28 mm / 1.1 inch)
- Automatic on and off function, without the need to tap 'on'
- Sensor Touch operation
- Non-slip base
- Batteries included for immediate start. Approx. 3 years+ battery life when used an average twice a day
- Weight unit, either kg, lb, st

NEW

Body analysis at the highest level

Reliable premium body analysis: Shape Sense Profi 200 accurately measures individual body values, displays the daily calorie requirement and the BMI, and offers optimum monitoring of the training of all vigorous athletes.

Load capacity: 180 kg / 396 lb

Graduation: 100 g / 0.2 lb

Material: Safety glass / plastic

Color: Silver

Size: D 30 x W 35 x H 2.8 cm /
D 11.81 x W 13.78 x H 1.1 inch

396 LB

0.2 LB

BIA

0.1 %

0.1 %

0.1 %

KCAL

BMI

SPORT

8

XXL

XXL

SENSOR

DESIGN

AUTO

3

GUARANTEE

2

204

KG / ST

3 x 1.5 V

- Premium body analysis (BIA)
- Athlete mode
- Pleasant plastic surface

10

11

63868 7
Shape Sense Profi 100

- Premium body analysis (BIA): precise measurement of the individual body fat and body water content
- Measured body values will immediately be evaluated and interpreted
- Displays Body Mass Index (BMI)
- XXL: Extra-large, illuminated LCD screen for very easy readability (4.5 cm / 1.77 inch digit height)
- Very high load capacity of up to 180 kg / 396 lb (to 100 g / 0.2 lb precise)
- Automatic recognition of up to 8 persons
- Extra-large weighing surface for extra secure stability (35 x 30 cm / 13.78 x 11.81 inch)
- Thin design (26 mm / 1.02 inch)
- Automatic on and off function, without the need to tap 'on'
- High-quality, extra-clear safety glass for brilliant colour effect (8 mm / 0.31 inch)
- Non-slip base
- Batteries included for immediate start. Approx. 3 years+ battery life when used an average twice a day
- Weight unit, either kg, lb, st



Top class fitness partner

For everyone wanting precise information. Shape Sense Profi 100 reliably displays the precise body fat and body water content as well as the BMI on its illuminated XXL display.



Load capacity: 180 kg / 396 lb
Graduation: 100 g / 0.2 lb
Material: Safety glass / plastic
Color: White
Size: D 30 x W 35 x H 2.6 cm / D 11.81 x W 13.78 x H 1.02 inch
<div><div><div><div><div></div><div>396 LB</div></div><div><div></div><div>0.2 LB</div></div><div><div></div><div>BIA</div></div><div><div></div><div>0.1 %</div></div><div><div></div><div>0.1 %</div></div><div><div></div><div>BMI</div></div></div><div><div><div><div></div><div>8</div></div><div><div></div><div>XXL</div></div><div><div></div><div>XXL</div></div><div><div></div><div>DESIGN</div></div><div><div></div><div>AUTO</div></div><div><div></div><div>3</div></div><div><div></div><div>GUARANTEE</div></div></div><div><div><div><div></div><div>2</div></div><div><div></div><div>204</div></div><div><div></div><div>KG / ST</div></div><div><div></div><div>3 x 1,5 V</div></div></div></div></div></div></div>

63858 8
Shape Sense Control 200

NEW

- Perfect for fitness newcomers!
- Calculates body fat, body water, and muscle mass, as well as daily requirement of calories (kcal)
- Large, very easy to read LCD screen (digit height 3.5 cm / 1.38 inch)
- Automatic recognition of up to 8 persons
- Extra-thin design (21 mm / 0.83 inch)
- Large weighing surface for secure stability (32 x 32 cm / 12.6 x 12.6 inch)
- Non-slip base
- Very high load capacity of up to 180 kg / 396 lb (to 100 g / 0.2 lb precise)
- Automatic on and off function, without the need to tap 'on'
- High-quality safety glass (8 mm / 0.31 inch)
- Batteries included for immediate start. Approx. 2 years+ battery life when used an average twice a day
- Child-proof with screwed battery compartment
- Weight unit, either kg, lb, st

Load capacity: 180 kg / 396 lb
Graduation: 100 g / 0.2 lb
Material: Safety glass / plastic
Color: White
Size: D 32 x W 32 x H 2.1 cm / D 12.6 x W 12.6 x H 0.83 inch
<div><div><div><div><div></div><div>396 LB</div></div><div><div></div><div>0.2 LB</div></div><div><div></div><div>0.1 %</div></div><div><div></div><div>0.1 %</div></div><div><div></div><div>0.1 %</div></div><div><div></div><div>KCAL</div></div></div><div><div><div><div></div><div>8</div></div><div><div></div><div>XL</div></div><div><div></div><div>XL</div></div><div><div></div><div>DESIGN</div></div><div><div></div><div>AUTO</div></div><div><div></div><div>3</div></div><div><div></div><div>GUARANTEE</div></div></div><div><div><div><div></div><div>2</div></div><div><div></div><div>216</div></div><div><div></div><div>KG / ST</div></div><div><div></div><div>CR 2430</div></div><div><div></div><div>1 x 3 V</div></div></div></div></div></div></div>

63857 1
Shape Sense Control 100

NEW

- Perfect for fitness newcomers!
- Calculates body fat and body water content
- Large, very easy to read LCD screen (digit height 3.5 cm / 1.38 inch)
- Automatic recognition of up to 8 persons
- Extra-thin design (21 mm / 0.83 inch)
- Large weighing surface for secure stability (31 x 31 cm / 12.2 x 12.2 inch)
- Non-slip base
- Very high load capacity of up to 180 kg / 396 lb (to 100 g / 0.2 lb precise)
- Automatic on and off function, without the need to tap 'on'
- High-quality safety glass (8 mm / 0.31 inch)
- Batteries included for immediate start. Approx. 2 years+ battery life when used an average twice a day
- Child-proof with screwed battery compartment
- Weight unit, either kg, lb, st

Load capacity: 180 kg / 396 lb
Graduation: 100 g / 0.2 lb
Material: Safety glass / plastic
Color: Black
Size: D 31 x W 31 x H 2.1 cm / D 12.2 x W 12.2 x H 0.83 inch
<div><div><div><div><div></div><div>396 LB</div></div><div><div></div><div>0.2 LB</div></div><div><div></div><div>0.1 %</div></div><div><div></div><div>0.1 %</div></div><div><div></div><div>8</div></div><div><div></div><div>XL</div></div></div><div><div><div><div></div><div>XL</div></div><div><div></div><div>DESIGN</div></div><div><div></div><div>AUTO</div></div><div><div></div><div>3</div></div><div><div></div><div>GUARANTEE</div></div></div><div><div><div><div></div><div>2</div></div><div><div></div><div>216</div></div><div><div></div><div>KG / ST</div></div><div><div></div><div>CR 2430</div></div><div><div></div><div>1 x 3 V</div></div></div></div></div></div></div>



Perfect for fitness newcomers!

With its easy operation and comprehensive functions, the two analysis scales Shape Sense Control 200 and 100 are perfectly suited for fitness newcomers.



63865 6
Style Sense Multi 300

- Easy weighing of toddlers, pets, luggage, and more
- Comfortable adding of weight: after weighing, the weight will be stored for 60 seconds. The difference will be displayed when stepping back on the scale
- XXL: Extra-large, multi-functional, very easy to read LCD screen with white luminous digits (4.5 cm / 1.77 inch digit height)
- Extra-large weighing surface for extra secure stability (35 x 30 cm / 13.78 x 11.81 inch)
- Very high load capacity of up to 200 kg / 440 lb (to 100 g / 0.2 lb precise)
- Automatic on and off function, without the need to tap 'on'
- High-quality, extra-clear safety glass for brilliant colour effect (8 mm / 0.31 inch)
- Thin design (26 mm / 1.02 inch)
- Non-slip base
- Batteries included for immediate start. Approx. 3 years+ battery life when used an average twice a day
- Weight unit, either kg, lb, st

Load capacity: 200 kg / 440 lb
Graduation: 100 g / 0.2 lb
Material: Safety glass / plastic
Color: White
Size: D 30 x W 35 x H 2.6 cm / D 11.81 x W 13.78 x H 1.02 inch

440 LB

0.2 LB

XXL

XXL

DESIGN

AUTO

5

GUARANTEE

2

204

KG/ST

3 x 1.5 V



Adding weight is child's play – without bending down!

Finally comfortable adding of weight: The scale allows the comfortable determination of the weight of toddlers, pets, luggage, and much more – without cumbersome bending down.



Motivating: The goal always in view

63863 2
Style Sense Multi 200

NEW

- Displays the difference to the individually set, desired weight
- Displays Body Mass Index (BMI)
- All values at a glance: Extra-large, multi-functional, very easy to read LCD screen with white luminous digits (3.5 cm / 1.38 inch digit height)
- Automatic recognition of up to 8 persons
- Very high load capacity of up to 180 kg / 396 lb (to 100 g / 0.2 lb precise)
- Extra-large weighing surface for extra secure stability (35 x 30 cm / 13.78 x 11.81 inch)
- Thin design (26 mm / 1.02 inch)
- Automatic on and off function, without the need to tap 'on'
- Sensor Touch operation
- High-quality, extra-clear safety glass for brilliant colour effect (8 mm / 0.31 inch)
- Non-slip base
- Batteries included for immediate start. Approx. 3 years+ battery life when used an average twice a day
- Weight unit, either kg, lb, st

Load capacity: 180 kg / 396 lb
Graduation: 100 g / 0.2 lb
Material: Safety glass / plastic
Color: White
Size: D 30 x W 35 x H 2.6 cm / D 11.81 x W 13.78 x H 1.02 inch

396 LB

0.2 LB

BMI

XXL

XXL

SENSOR

DESIGN

AUTO

5

GUARANTEE

2

204

KG/ST

3 x 1.5 V

63861 8
Style Sense Multi 100

NEW

- Motivating weight monitoring: displays the change from the previously measured weight
- At a glance: illuminated LCD screen changes colour with changing weight – weight loss (green), weight increase (blue), and no change (white)
- XXL: Extra-large, multi-colour illuminated LCD screen for very easy readability (4.5 cm / 1.77 inch digit height)
- Extra-large weighing surface for extra secure stability (35 x 30 cm / 13.78 x 11.81 inch)
- Very high load capacity of up to 180 kg / 396 lb (to 100 g / 0.2 lb precise)
- Automatic recognition of up to 8 persons
- Thin design (26 mm / 1.02 inch)
- Automatic on and off function, without the need to tap 'on'
- Sensor Touch operation
- High-quality, extra-clear safety glass for brilliant colour effect (8 mm / 0.31 inch)
- Non-slip base
- Batteries included for immediate start. Approx. 3 years+ battery life when used an average twice a day
- Weight unit, either kg, lb, st

Load capacity: 180 kg / 396 lb
Graduation: 100 g / 0.2 lb
Material: Safety glass / plastic
Color: White
Size: D 30 x W 35 x H 2.6 cm / D 11.81 x W 13.78 x H 1.02 inch

396 LB

0.2 LB

8

XXL

XXL

SENSOR

DESIGN

AUTO

5


GUARANTEE

2

204

KG/ST

3 x 1.5 V



Style Sense Multi 200: Multi-function display

Weight monitoring the easy way – the display simultaneously shows the weight, the difference to the desired weight, and the BMI.



Style Sense Multi 100: Colour code display

The display changes the colour if the weight changes: Blue for weight increase, green for weight loss, and it stays white with no change.



63867 0
Style Sense Safe 300

- High-quality stainless steel surface
- Anti-fingerprint coating for easy cleaning
- XXL: Extra-large, very easy to read LCD screen with white luminous digits (4.5 cm / 1.77 inch digit height)
- Extra-large weighing surface for extra secure stability (35 x 30 cm / 13.78 x 11.81 inch)
- Automatic on and off function, without the need to tap 'on'
- Very high load capacity of up to 180 kg / 396 lb (to 100 g / 0.2 lb precise)
- Thin design (28 mm / 1.1 inch)
- Non-slip base feet
- Batteries included for immediate start. Approx. 3 years+ battery life when used an average twice a day
- Weight unit, either kg, lb, st

Load capacity: 180 kg / 396 lb
Graduation: 100 g / 0.2 lb
Material: Stainless steel / plastic
Color: Stainless steel
Size: D 30 x W 35 x H 2.8 cm / D 11.81 x W 13.78 x H 1.1 inch

High-quality stainless steel in its most elegant form

Its stainless steel surface is what turns Style Sense Safe 300 into an eye-catcher and it always looks great thanks to its special anti-fingerprint coating.



High-quality, pleasant, and easy-care

The extra-thin platforms made of high-quality plastic ensure a pleasantly warm feeling on the feet and look great in every bathroom.



63866 3
Style Sense Safe 200

- **XXL: Extra-large, illuminated LCD screen for very easy readability (4.5 cm / 1.77 inch digit height)**
- Extra-large weighing surface for extra secure stability (35 x 30 cm / 13.78 x 11.81 inch)
- **Pleasant plastic surface underfoot**
- Automatic on and off function, without the need to tap 'on'
- Very high load capacity of up to 180 kg / 396 lb (to 100 g / 0.2 lb precise)
- Thin design (26 mm / 1.02 inch)
- Non-slip base feet
- Batteries included for immediate start. Approx. 3 years+ battery life when used an average twice a day
- Weight unit, either kg, lb, st

Load capacity: 180 kg / 396 lb
Graduation: 100 g / 0.2 lb
Material: Plastic / safety glass
Color: Silver
Size: D 30 x W 35 x H 2.6 cm / D 11.81 x W 13.78 x H 1.02 inch



63856 4
Style Sense Safe 100

- Large, very easy to read LCD screen (digit height 3.5 cm / 1.38 inch)
- Pleasant plastic surface
- Extra-thin design (21 mm / 0.83 inch)
- Large weighing surface for secure stability (31 x 31 cm / 12.2 x 12.2 inch)
- Non-slip base feet
- Very high load capacity of up to 180 kg / 396 lb (to 100 g / 0.2 lb precise)
- Automatic on and off function, without the need to tap 'on'
- Batteries included for immediate start. Approx. 2 years+ battery life when used an average twice a day
- Child-proof with screwed battery compartment
- Weight unit, either kg, lb, st

Load capacity: 180 kg / 396 lb
Graduation: 100 g / 0.2 lb
Material: Plastic / safety glass
Color: White
Size: D 31 x W 31 x H 2.1 cm / D 12.2 x W 12.2 x H 0.83 inch



Pleasantly warm plastic surface for easy cleaning





NEW

63864 9
Style Sense Comfort 600

- **Very high load capacity of up to 200 kg / 440 lb (to 100 g / 0.2 lb precise)**
- **XXL:** Extra-large, very easy to read LCD screen with white luminous digits (4.5 cm / 1.77 inch digit height)
- Extra-large weighing surface for extra secure stability (35 x 30 cm / 13.78 x 11.81 inch)
- Automatic on and off function, without the need to tap 'on'
- High-quality, extra-clear safety glass for brilliant colour effect (8 mm / 0.31 inch)
- Thin design (26 mm / 1.02 inch)
- Non-slip base
- Batteries included for immediate start. Approx. 3 years+ battery life when used an average twice a day
- Weight unit, either kg, lb, st

Load capacity: 200 kg / 440 lb

Graduation: 100 g / 0.2 lb

Material: Safety glass / plastic


Color: Silver

Size: D 30 x W 35 x H 2.6 cm /
D 11.81 x W 13.78 x H 1.02 inch



Truly strong – weighs up to 200 kg / 440 lb

Not just for heavyweights: With the 200 kg / 440 lb load capacity and the extra-wide platform made of high-quality, extra-clear safety glass, the Style Sense Comfort 600 is a truly powerful package.



200 kg / 440 lb
Load capacity



NEW

63862 5
Style Sense Comfort 500

- **Fascinating and patented*:** display becomes visible only upon stepping on the scale
- **XXL:** Extra-large, very easy to read LED screen with white luminous digits (4.5 cm / 1.77 inch digit height)
- Extra-large weighing surface for extra secure stability (35 x 30 cm / 13.78 x 11.81 inch)
- High-quality, extra-clear safety glass for brilliant colour effect (8 mm / 0.31 inch)
- Automatic on and off function, without the need to tap 'on'
- Very high load capacity of up to 180 kg / 396 lb (to 100 g / 0.2 lb precise)
- Thin design (26 mm / 1.02 inch)
- Non-slip base
- Batteries included for immediate start. Approx. 3 years+ battery life when used an average twice a day
- Weight unit, either kg, lb, st

Load capacity: 180 kg / 396 lb

Graduation: 100 g / 0.2 lb

Material: Safety glass / plastic

Color: Black

Size: D 30 x W 35 x H 2.6 cm /
D 11.81 x W 13.78 x H 1.02 inch



Wow! Black beauty with fascinating display

The extra-large digits in luminous white become visible only when stepping on the scale. The patented display* stays magically hidden when the scale is switched off.



XXL: Illuminated
LED display

Patented*: Display invisible
when switched off

* Patent no. DE102005039953B4



Style Sense
Comfort 400

- **Extra-large weighing surface for secure stability (33 x 33 cm / 13 x 13 inch)**
- Large, very easy to read LCD screen (digit height 3.5 cm / 1.38 inch)
- Extra-thin design (20 mm / 0.79 inch)
- Very high load capacity of up to 180 kg / 396 lb (to 100 g / 0.2 lb precise)
- Automatic on and off function, without the need to tap 'on'
- High-quality safety glass (8 mm / 0.31 inch)
- Non-slip base
- Batteries included for immediate start. Approx. 2 years+ battery life when used an average twice a day
- Child-proof with screwed battery compartment
- Weight unit, either kg, lb, st

Load capacity: 180 kg / 396 lb
Graduation: 100 g / 0.2 lb
Material: Safety glass / plastic
Color: Silver or Black
Size: D 33 x W 33 x H 2 cm / D 12.99 x W 12.99 x H 0.79 inch



Experts in XL – for all those wanting more!

Extra-thin design, extra-large platform and extra-strong safety glass to ensure comfortable and highly stable weighing.



NEW

Style Sense
Comfort 400
Black | 63860 1

Always attractive – the new best-sellers

63854 0
Style Sense Comfort 300



NEW

- **Harmonious, curved weighing surface**
- Large, very easy to read LCD screen (digit height 3.5 cm / 1.38 inch)
- Extra-thin design (20 mm / 0.79 inch)
- Large weighing surface for secure stability (30 x 32 cm / 11.8 x 12.6 inch)
- Non-slip base
- Very high load capacity of up to 180 kg / 396 lb (to 100 g / 0.2 lb precise)
- Automatic on and off function, without the need to tap 'on'
- High-quality safety glass (8 mm / 0.31 inch)
- Batteries included for immediate start. Approx. 2 years+ battery life when used an average twice a day
- Child-proof with screwed battery compartment
- Weight unit, either kg, lb, st

Load capacity: 180 kg / 396 lb
Graduation: 100 g / 0.2 lb
Material: Safety glass / plastic
Color: Silver
Size: D 30 x W 32 x H 2 cm / D 11.81 x W 12.6 x H 0.79 inch



63859 5
Style Sense Comfort 200



NEW

- **Large, very easy to read LCD screen (digit height 3.5 cm / 1.38 inch)**
- Large weighing surface for secure stability (31 x 31 cm / 12.2 x 12.2 inch)
- Non-slip base
- Very high load capacity of up to 180 kg / 396 lb (to 100 g / 0.2 lb precise)
- Automatic on and off function, without the need to tap 'on'
- High-quality safety glass (8 mm / 0.31 inch)
- Thin design (27 mm / 1.06 inch)
- Batteries included for immediate start. Approx. 2 years+ battery life when used an average twice a day
- Child-proof with screwed battery compartment
- Weight unit, either kg, lb, st

Load capacity: 180 kg / 396 lb
Graduation: 100 g / 0.2 lb
Material: Safety glass / plastic
Color: Silver / White
Size: D 31 x W 31 x H 2.7 cm / D 12.2 x W 12.2 x H 1.06 inch



63853 3
Style Sense Comfort 100



NEW

- **Large, very easy to read LCD screen (digit height 3.5 cm / 1.38 inch)**
- Extra-thin design (20 mm / 0.79 inch)
- Large weighing surface for secure stability (31 x 31 cm / 12.2 x 12.2 inch)
- Non-slip base
- Very high load capacity of up to 180 kg / 396 lb (to 100 g / 0.2 lb precise)
- Automatic on and off function, without the need to tap 'on'
- High-quality safety glass (8 mm / 0.31 inch)
- Batteries included for immediate start. Approx. 2 years+ battery life when used an average twice a day
- Child-proof with screwed battery compartment
- Weight unit, either kg, lb, st

Load capacity: 180 kg / 396 lb
Graduation: 100 g / 0.2 lb
Material: Safety glass / plastic
Color: White
Size: D 31 x W 31 x H 2 cm / D 12.2 x W 12.2 x H 0.79 inch



Very compact – easy to store



63852 6
Style Sense Compact 300



NEW

- Easy to read LCD screen (digit height 2.5 cm / 0.98 inch)
- Extra-thin design (20 mm / 0.79 inch)
- Large weighing surface for secure stability (29 x 29 cm / 11.42 x 11.42 inch)
- Non-slip base
- Very high load capacity of up to 180 kg/396 lb (to 100 g/0.2 lb precise)
- Automatic on and off function, without the need to tap 'on'
- **Safety glass (8mm/0.31 inch)**
- Batteries included for immediate start. Approx. 2 years+ battery life when used an average twice a day
- Child-proof with screwed battery compartment
- Weight unit, either kg, lb, st

Load capacity: 180 kg / 396 lb
Graduation: 100 g / 0.2 lb
Material: Safety glass / plastic
Color: Silver
Size: D 29 x W 29 x H 2 cm / D 11.42 x W 11.42 x H 0.79 inch





63851 9
Style Sense Compact 200



NEW

- **Very compact – easy to store (27 x 27 cm / 10.63 x 10.63 inch)**
- Easy to read LCD screen (digit height 2.5 cm / 0.98 inch)
- Extra-thin design (18 mm / 0.71 inch)
- Very high load capacity of up to 180 kg/396 lb (to 100 g/0.2 lb precise)
- Automatic on and off function, without the need to tap 'on'
- Non-slip base
- Batteries included for immediate start. Approx. 2 years+ battery life when used an average twice a day
- Child-proof with screwed battery compartment
- Weight unit, either kg, lb, st

Load capacity: 180 kg / 396 lb
Graduation: 100 g / 0.2 lb
Material: Safety glass / plastic
Color: White
Size: D 27 x W 27 x H 1.8 cm / D 10.63 x W 10.63 x H 0.71 inch





63850 2
Style Sense Compact 100



NEW

- **Very compact – easy to store (25 x 25 cm / 9.84 x 9.84 inch)**
- Easy to read LCD screen (digit height 2.5 cm / 0.98 inch)
- Extra-thin design (18 mm / 0.71 inch)
- Very high load capacity of up to 180 kg/396 lb (to 100 g/0.2 lb precise)
- Automatic on and off function, without the need to tap 'on'
- Non-slip base
- Batteries included for immediate start. Approx. 2 years+ battery life when used an average twice a day
- Child-proof with screwed battery compartment
- Weight unit, either kg, lb, st

Load capacity: 180 kg / 396 lb
Graduation: 100 g / 0.2 lb
Material: Safety glass / plastic
Color: Black
Size: D 25 x W 25 x H 1.8 cm / D 9.84 x W 9.84 x H 0.71 inch







NEW

Style Sense Compact 300
Pink | 63846 5

Style Sense Compact 300

- Easy to read LCD screen (digit height 2.5 cm / 0.98 inch)
- Extra-thin design (20 mm / 0.79 inch)
- Large weighing surface for secure stability (29 x 29 cm / 11.42 x 11.42 inch)
- Non-slip base
- Very high load capacity of up to 180 kg/396 lb (to 100 g/0.2 lb precise)
- Automatic on and off function, without the need to tap 'on'
- **Safety glass (8 mm / 0.31 inch)**
- Batteries included for immediate start. Approx. 2 years+ battery life when used an average twice a day
- Child-proof with screwed battery compartment
- Weight unit, either kg, lb, st


Load capacity: 180 kg / 396 lb
Graduation: 100 g / 0.2 lb
Material: Safety glass / plastic
Color: White with decor
Size: D 29 x W 29 x H 2 cm / D 11.42 x W 11.42 x H 0.79 inch





Pinpoint precision or lively in trendy colours

Whether in a trendy, fresh, pink and grey dot decor or in a dynamic, blue wave design – the digital personal scale Style Sense Compact 300 makes a good impression in any bathroom.



NEW

Style Sense Compact 300
Blue | 63847 2

Increase Your Space Productivity

- **Strong brand presentation** conveys a high level of category expertise and creates consumer loyalty
- **Soehnle Test Stations** enable customers to try the scales and experience their high quality
- Decisive **product features** can be quickly communicated through product labels and video promotion
- The **simple structured range** guarantees easy consumer orientation and therefore, a quick purchase decision
- The comprehensive **price-performance** provides purchasing impulses for higher-priced products
- The **unique product design** creates additional impulse purchasing
- We can provide customised placement recommendations for more sales at your POS –
Please feel free to contact us!



Exemplary placement recommendation for a small module



Exemplary placement recommendation for a medium module



Promotional Product Labels

On unpackaged scales. Convincing benefits and information at a glance.



203789

Acrylic Personal Scale Display (without product assembly)

W 41 x D 37 x H 18 cm/
W 16.14 x D 14.57 x H 7.09 inch



Exemplary placement recommendation for a large module



Upon request
TFT-Monitor
with 15 inch display to play back
product videos

Optimum product presentation at the POS with the new acrylic presenters

→ Eye-catching long-range effect

The new acrylic display with the fluorescent green side panels immediately draws attention to itself and the high-quality Soehnle products at the POS.

→ Sales-promoting presentation

The Soehnle products are optimally presented and ideally highlighted. Customers can see for themselves by testing the product directly.

→ Practical and well thought out

The innovative Soehnle display ensures optimum use of space due to the modular assembly options on the shelf.



NEW



NEW

203789
Acrylic Personal Scale Display
(without product assembly)
W 41 x D 37 x H 18 cm /
W 16.14 x D 14.57 x H 7.09 inch



Personal Scales Still available

Body Analysis Scales · Digital Personal Scales
Analogue Personal Scales



- 63340 8
Web Connect Analysis
- Precise measurement of body weight, body fat and body water content, muscle mass, and calculation of BMI
 - Premium measurement process (BIA)
 - Direct transmission of the body values to the fitness portal **my.soehnle.com**, free of charge
 - High level of data security due to server location in Germany
 - Free **Soehnle fitness app** for iOS and Android
 - Soehnle Fitness app is compatible with Apple Health and Google Fit
 - Concise presentation of values in trend curves
 - Difference to the desired set weight
 - Automatic recognition of up to 8 persons
 - Large, blue illuminated LCD screen
 - Web Box for maximum wireless range included
 - Select between kg, lb, st



The Soehnle Fitness app brings all body values direct to your screen

The free **Soehnle Fitness app** comfortably brings all measured body values to your smartphone. If desired, the app also provides all data to Apple Health and Google Fit.



POS
Video

Load capacity: 150 kg / 330 lb

Graduation: 100 g / 0.2 lb

Material: Safety glass / plastic

Color: Silver

Size: D 30.5 x W 30.5 x H 2.5 cm /
D 12 x W 12 x H 1 inch

330 LB

0.2 LB

BIA

0.1 %

0.1 %

0.1 %

BMI

TREND

RADIO

8

DESIGN

AUTO

3

2

120

KG / ST

4 x 1.5 V



App available for iOS8 and up



App available for Android 4.2 and up

my.soehnle.com



63760 4
Body Balance Comfort Select

- Precise measurement of body weight, body fat and body water content, muscle mass, as well as calculation of the calorie requirement (kcal)
- Premium measurement process (BIA)
- Displays the body mass index (BMI)
- Automatic recognition of up to 8 persons
- Trend curve for the long-term monitoring of body values
- Portable terminal with extra-large display included.
- Graphic presentation with normal range
- Displays time and room temperature on the operating panel
- Software included on CD (For Microsoft Windows XP, Vista, 7, 8 or 10) and USB cord
- User-friendly menu guidance
- Select between kg, lb, st

- Load capacity: 150 kg / 330 lb
- Graduation: 100 g / 0.2 lb
- Material: Safety glass / plastic
- Color: Black
- Size: D 33.5 x W 33.2 x H 2.9 cm /
D 13.2 x W 13.1 x H 1.1 inch



A true classic in body analysis

Measured body values will immediately be displayed and interpreted on the extra-large display. The enclosed software additionally allows the concise presentation and comfortable management of all measured values on the PC.



With the power of the sun

The powerful scales with sustainable solar technology. Whether in bright or low-light environments, these scales use solar energy to weigh with high precision.



63342 2
Solar Fit

- Determines body weight and calculates body fat and body water content
- Suitable for persons with a pacemaker
- Reliable operation even in low light conditions of at least 50 Lux
- Environmentally friendly: works in daylight and artificial light. No batteries required.
- Easy to read LCD screen
- Automatic recognition of up to 8 persons
- Automatic on and off function
- Very high stability due to large platform made of safety glass
- Select between kg, lb, st

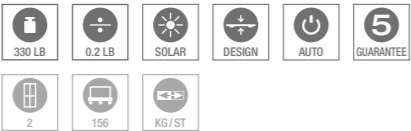
Load capacity: 150 kg / 330 lb
Graduation: 100 g / 0.2 lb
Material: Safety glass / plastic
Color: Grey
Size: D 36 x W 36 x H 4 cm / D 14.2 x W 14.2 x H 1.6 inch



63308 8
Solar Sense

- Reliable operation even in stand-by mode in low light conditions (100 Lux)
- Environmentally friendly: works in daylight and artificial light. No batteries required.
- Easy to read LCD screen
- Automatic on and off function
- Very high stability due to large platform made of safety glass
- Select between kg, lb, st

Load capacity: 150 kg / 330 lb
Graduation: 100 g / 0.2 lb
Material: Safety glass / aluminium / plastic
Color: Black
Size: D 29.2 x W 32 x H 2.2 cm / D 11.5 x W 12.6 x H 0.9 inch



63341 5
Solar Star

- Reliable operation even in low light conditions of at least 50 Lux
- Environmentally friendly: works in daylight and artificial light. No batteries required.
- Easy to read LCD screen
- Automatic on and off function
- Very high stability due to large platform made of safety glass
- Select between kg, lb, st

Load capacity: 150 kg / 330 lb
Graduation: 100 g / 0.2 lb
Material: Safety glass / plastic
Color: White
Size: D 36 x W 36 x H 4 cm / D 14.2 x W 14.2 x H 1.6 inch



Natural. Extraordinary. Successful.

63844 1
Bamboo Natural

- Real, high-quality bamboo: pleasant and sturdy platform
- Extra-large, white illuminated LCD screen (3.5 cm / 1.38 inch digit height)
- Automatic on and off function
- Very high stability due to thin design
- Very easy to clean
- Select between kg, lb, st

Load capacity: 180 kg / 396 lb
Graduation: 100 g / 0.2 lb
Material: Bamboo / plastic
Color: Bamboo
Size: D 30 x W 30 x H 3.3 cm / D 11.8 x W 11.8 x H 1.3 inch



63845 8
Bamboo White

- Real, high-quality bamboo: pleasant and sturdy platform
- Extra-large, white illuminated LCD screen (3.5 cm / 1.38 inch digit height)
- Automatic on and off function
- Very high stability due to thin design
- Very easy to clean
- Select between kg, lb, st

Load capacity: 180 kg / 396 lb
Graduation: 100 g / 0.2 lb
Material: Bamboo / plastic
Color: White
Size: D 30 x W 30 x H 3.3 cm / D 11.8 x W 11.8 x H 1.3 inch



61350 9
Silver Sense

- Suitable for cool, adhesive design skins available at: my-design.soehnle.com
- Easy to read LCD screen
- Automatic on and off function
- Very high stability due to thin design
- Platform made of high-quality safety glass
- Select between kg, lb, st

Load capacity: 150 kg / 330 lb
Graduation: 100 g / 0.2 lb
Material: Safety glass / aluminium / plastic
Color: Silver
Size: D 32 x W 33 x H 2.2 cm / D 12.6 x W 13 x H 0.9 inch





Nobody is perfect but YOU! | 63345 3



- sheepworld design
- High load capacity up to 180 kg / 396 lb
- Easy to read LCD screen (2.5 cm / 0.98 inch digit height)
- Thin design with a height of only 25 mm / 0.98 inch
- Automatic on and off function
- Very high stability due to large platform made of safety glass
- Select between kg, lb, st

Load capacity: 180 kg / 396 lb

Graduation: 100 g / 0.2 lb

Material: Safety glass / plastic

Color: White with sheepworld decor

Size: D 30 x W 30 x H 2.5 cm /
D 11.8 x W 11.8 x H 0.98 inch



© sheepworld AG · Design by sheepworld · Am Schafhügel 1 · 92289 Ursensollen · www.sheepworld.de

Fresh, cheeky, and happy!


You simply must (love to) have it! The lively sheepworld motifs with a cheeky motto brings a smile to every face.



Too Heavy? | 63343 9

Smile, please!

The popular smiley motifs ensure lots of fun while weighing and will put you in a good mood! Morning grumpies, moaners and the like won't stand a chance!



63776 5
Island Life

- Smiley design
- High load capacity up to 180 kg / 396 lb
- Easy to read LCD screen (2.5 cm / 0.98 inch digit height)
- Thin design with a height of only 25 mm / 0.98 inch
- Automatic on and off function
- Platform made of high-quality safety glass
- Select between kg, lb, st

Load capacity: 180 kg / 396 lb

Graduation: 100 g / 0.2 lb

Material: Safety glass / plastic

Color: White with smiley decor

Size: D 30 x W 30 x H 2.5 cm /
D 11.8 x W 11.8 x H 0.8 inch



63775 8
You can't stop the waves

- Smiley design
- High load capacity up to 180 kg / 396 lb
- Easy to read LCD screen (2.5 cm / 0.98 inch digit height)
- Thin design with a height of only 25 mm / 0.98 inch
- Automatic on and off function
- Platform made of high-quality safety glass
- Select between kg, lb, st

Load capacity: 180 kg / 396 lb

Graduation: 100 g / 0.2 lb

Material: Safety glass / plastic

Color: White with smiley decor

Size: D 30 x W 30 x H 2.5 cm /
D 11.8 x W 11.8 x H 0.8 inch



63777 2
Be Happy

- Smiley design
- High load capacity up to 180 kg / 396 lb
- Easy to read LCD screen (2.5 cm / 0.98 inch digit height)
- Thin design with a height of only 25 mm / 0.98 inch
- Automatic on and off function
- Platform made of high-quality safety glass
- Select between kg, lb, st

Load capacity: 180 kg / 396 lb

Graduation: 100 g / 0.2 lb

Material: Safety glass / plastic

Color: White with smiley decor

Size: D 30 x W 30 x H 2.5 cm /
D 11.8 x W 11.8 x H 0.8 inch



© 1971 – 2015. The Smiley Company. www.smiley.com

Decorative and lovely

Anything but plain: The two personal scales with their striking glass surfaces and emotional motifs impress at first glance.

63828 1
Frosted & Frozen



- Trendy design in a frosted glass look
- Thin design with a height of only 2.5 cm / 1 inch
- Easy to read LCD screen (2.5 cm / 0.98 inch digit height)
- Automatic on and off function
- Platform made of high-quality safety glass
- Select between kg, lb, st

Load capacity: 180 kg / 396 lb
Graduation: 100 g / 0.2 lb
Material: Safety glass / plastic
Color: White
Size: D 30 x W 30 x H 2.5 cm / D 12 x W 12 x H 1 inch

396 LB

0.2 LB

DESIGN

AUTO

5

GUARANTEE

2

216

KG / ST

CR 2032
1 x 3 V

63839 7
Happiness



- Trendy typographic design
- Thin design with a height of only 2.5 cm / 1 inch
- Easy to read LCD screen (2.5 cm / 0.98 inch digit height)
- Automatic on and off function
- Platform made of high-quality safety glass
- Select between kg, lb, st

Load capacity: 180 kg / 396 lb
Graduation: 100 g / 0.2 lb
Material: Safety glass / plastic
Color: White
Size: D 30 x W 30 x H 2.5 cm / D 12 x W 12 x H 1 inch

396 LB

0.2 LB

DESIGN

AUTO

5

GUARANTEE

2

216

KG / ST

CR 2032
1 x 3 V



Step Display
(without product assembly)
See page 68



Tower (6 shelves)
(without product assembly)
See page 68



Maya Digital
Black Edition
Circles | 63358 3

Maya Digital
Black Edition

- Sophisticated black design with elegant satin surface
- Perfect for small bathrooms
- Compact, thin design
- Automatic on and off function
- Easy to read LCD screen (2.5 cm / 0.98 inch digit height)
- Platform made of high-quality safety glass
- Select between kg, lb, st

Load capacity: 180 kg / 396 lb
Graduation: 100 g / 0.2 lb
Material: Safety glass / plastic
Color: Black
Size: D 27 x W 27 x H 2.5 cm / D 10.6 x W 10.6 x H 1 inch

396 LB

0.2 LB

DESIGN

AUTO

5

GUARANTEE

2

204

KG / ST

CR 2032
1 x 3 V

Black is beautiful!

Elegant, matt black surface with classic decors – bold design shapes for the modern bathroom.



Maya Digital
Black Edition
Stripes | 63357 6

Analogue classics – timeless and reliable

61317 2
Certified Classic XL



- Personal scale in XL format
- Innovative Soehnle certified weighing technology for maximum precision
- Extra-large full-view dial for easy readability
- Large platform with pleasant Soft Grip surface for secure stability
- Includes test certificate
- Non-slip base feet that protect the floor
- Convenient adjustment wheel

Load capacity: 150 kg
Graduation: 1 kg
Material: Metal / plastic
Color: Silver / Black
Size: D 41 x W 34 x H 6 cm / D 16.1 x W 13.4 x H 2.4 inch



61351 6
Loupe




- Easy to read full-view dial with integrated magnifying glass
- Large, ergonomic platform for secure balance
- Non-slip base feet that protect the floor
- Convenient adjustment wheel

Load capacity: 130 kg
Graduation: 1 kg
Material: Metal / plastic
Color: Silver
Size: D 29 x W 32.5 x H 5.2 cm / D 11.4 x W 12.8 x H 2 inch



61098 0
Tempo White




- Large full-view dial for easy readability
- Easy-care surface
- Non-slip surface made of rubber
- High-quality, coated steel casing
- Non-slip base feet that protect the floor
- Convenient adjustment wheel

Load capacity: 130 kg
Graduation: 1 kg
Material: Metal / plastic
Color: White
Size: D 27 x W 29 x H 5.5 cm / D 10.6 x W 11.4 x H 2.2 inch



61012 6
Standard




- Large, full-view dial
- Easy-care surface
- High-quality, coated steel casing
- Non-slip base feet that protect the floor
- Convenient adjustment wheel

Load capacity: 130 kg
Graduation: 1 kg
Material: Metal / plastic
Color: White
Size: D 27 x W 29 x H 5.5 cm / D 10.6 x W 11.4 x H 2.2 inch



61141 3
Maya




- Easy to read partial view dial
- Easy-care surface
- High-quality, coated steel casing
- Non-slip base feet that protect the floor
- Convenient adjustment wheel

Load capacity: 130 kg
Graduation: 1 kg
Material: Metal / plastic
Color: White
Size: D 27 x W 29 x H 5.5 cm / D 10.6 x W 11.4 x H 2.2 inch



61260 1
Jolly




- Easy-care surface
- High-quality, coated steel casing
- Non-slip base feet that protect the floor
- Convenient adjustment wheel

Load capacity: 130 kg
Graduation: 1 kg
Material: Metal / plastic
Color: White
Size: D 25 x W 25 x H 5.5 cm / D 9.84 x W 9.84 x H 2.2 inch






66172 2
Travel



- Convenient luggage scale
- Sturdy carrying strap with metal hook
- Ergonomic shape for easy and convenient handling
- Easy to store due to compact design
- Easy to read LCD screen
- Convenient tare function
- Low net weight
- Select between kg and st/lb

Load capacity: 50 kg / 110 lb
Graduation: 100 g / 0.2 lb
Material: Plastic / stainless steel
Color: Silver
Size: D 15 x W 3 x H 5 cm /
D 6 x W 1.2 x H 2 inch



So that your luggage
will not be too heavy!


Compact, portable, for universal use. Whether at home or on the road, for school bags or luggage – Travel is always simply at hand.



Kitchen Scales

Digital Kitchen Scales · Analogue Kitchen Scales

Thin, strong, and functional



- Weather station: measures temperature and air humidity indoors and outdoors and calculates a 24 hour weather forecast
- Radio-controlled clock displays date
- Timer for cooking and baking to the precise second
- Alarm with snooze function
- Sensor Touch operation
- Convenient tare function
- Easy to read LCD screen
- Auto-off function
- Outdoor sensor included
- Suitable as postage and diet scale




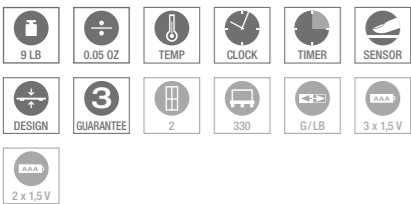
Load capacity: 5 kg / 9 lb

Graduation: 1 g / 0.05 oz

Material: Safety glass / plastic

Color: White

Size: D 22 x W 14.5 x H 2 cm /
D 8.7 x W 5.7 x H 0.8 inch



- High load capacity up to 15 kg / 33 lb
- Extra-large weighing area
- Innovative HOLD function
- Thin design with a height of only 1.8 cm / 0.7 inch
- Ideal for weighing large packages
- Sensor Touch operation
- Convenient tare function
- Easy to read LCD screen
- Energy-saving auto-off function
- Very easy to clean glass surface
- Suitable as postage and diet scale
- Select either g or lb



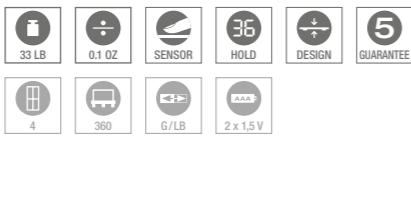
Load capacity: 15 kg / 33 lb

Graduation: 1 g / 0.1 oz


Material: Safety glass / plastic

Color: Anthracite

Size: D 26.3 x W 20 x H 1.8 cm /
D 10.4 x W 7.9 x H 0.7 inch



- Ultra-thin: a height of only 8.3 mm / 0.33 inch
- The thinnest kitchen scale in the range
- Stainless steel surface
- Sensor Touch operation
- Convenient tare function
- Easy to read LCD screen
- Energy-saving auto-off function
- Very easy to clean stainless steel surface
- Suitable as postage and diet scale
- Select between weight and volume (g, lb, oz, ml, and fl oz)



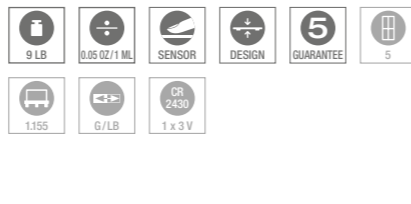
Load capacity: 5 kg / 9 lb

Graduation: 1 g / 0.05 oz / 1 ml

Material: Stainless steel / plastic

Color: Stainless steel

Size: D 20.7 x W 13.2 x H 0.83 cm /
D 8.2 x W 5.2 x H 0.33 inch



Page Evolution
Silver | 66179 1



- Very thin: a height of only 9.9 mm / 0.39 inch
- Sensor Touch operation
- Convenient tare function
- Easy to read LCD screen
- Energy-saving auto-off function
- Very easy to clean glass surface
- Suitable as postage and diet scale
- Select between weight and volume (g, lb, oz, ml, and fl oz)

Load capacity: 5 kg / 9 lb

Graduation: 1 g / 0.05 oz / 1 ml

Material: Safety glass / plastic

Color: White, Silver or Grey

Size: D 20.7 x W 13.2 x H 0.99 cm /
D 8.2 x W 5.2 x H 0.39 inch



The original – Page Evolution

9.9mm/0.39inch! Hard to believe but true: less than one centimetre thick and packed full of the most innovative technology, e.g. the patented Sensor Touch – the slightest touch of the controls is sufficient.



Page Evolution White | 66177 7 Page Evolution Black | 66178 4



Specialists for the special job




- Solar kitchen scale
- Reliable operation even in low light room of at least 50 Lux
- Environmentally friendly: works in daylight and artificial light. No batteries required.
- Easy to read LCD screen
- Very easy to clean due to removable weighing plate
- Energy-saving auto-off function
- Convenient tare function
- Large keys for easy and convenient handling
- Suitable as postage and diet scale
- Select either g or lb

Load capacity: 5 kg / 11 lb
Graduation: 1 g / 0.05 oz
Material: Safety glass / plastic
Color: White
Size: D 23 x W 15 x H 3.5 cm / D 9 x W 6 x H 1.4 inch



- Nutritional value analysis scale
- All important energy and nutritional values are displayed immediately while weighing
- Displays calories, carbohydrates, protein, fat, cholesterol, fibre, and calcium
- Easy selection of the 950 programmed foods using number codes
- Adds the nutritional values of up to 99 weighted foods
- Ideal for monitoring a healthy and balanced diet
- Large, easy to read LCD screen
- Convenient add-weight function
- Sensor Touch operation
- Suitable as postage and diet scale
- Select between weight and volume (g, lb, oz, ml, and fl oz)

Load capacity: 5 kg / 11 lb
Graduation: 1 g / 0.05 oz / 1 ml
Material: Safety glass / plastic
Color: White
Size: D 22.4 x W 15.7 x H 1.8 cm / D 8.8 x W 6.2 x H 0.7 inch



- Precision scale with 0.1 g / 0.0035 oz graduation
- Includes calibration weight (200 g / 7.1 oz) for the exact alignment of the measurement unit
- Sound signal if scale is overloaded
- Removable, transparent weighing bowl can be used as protective lid after use
- Convenient add-weight function
- Suitable as postage and diet scale
- Select either g or lb

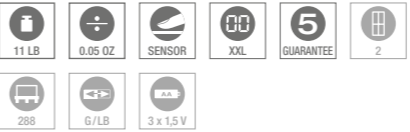
Load capacity: 500 g / 17.6 oz
Graduation: 0.1 g / 0.0035 oz
Material: Plastic
Color: White
Size: D 18.5 x W 11.9 x H 2.9 cm / D 7.3 x W 4.7 x H 1.1 inch



- Extra-large full-view dial with classic measurement screen and illuminated, digital LCD screen
- Elegantly framed display with striking chrome ring
- Removable, dishwasher-safe weighing plate made of safety glass
- Easy and fast cleaning
- Sensor Touch operation
- Suitable as postage and diet scale
- Select either g or oz



Load capacity: 5 kg / 11 lb
Graduation: 1 g / 0.05 oz
Material: Safety glass / plastic
Color: Red, Grey or Blue
Size: D 21 x W 14 x H 4.5 cm / D 8.27 x W 5.5 x H 1.77 inch



Vintage meets modern

The vintage style of the 1950s celebrates its comeback in today's modern kitchens. In three typical vintage colours – to match the trendy interior style.



Vintage Style Blue | 66230 9




Vintage Style Grey | 66231 6

Attractive and indispensable in the kitchen



- Design kitchen scale
- LED display illuminated in blue
- High-quality stainless steel surface
- Thin design – only 1.6 cm / 0.6 inch
- Sensor Touch operation
- Energy-saving auto-off function
- Convenient add-weight function
- Suitable as postage and diet scale
- Select between weight and volume (g, lb, oz, ml, and fl oz)

Load capacity: 5 kg / 11 lb
Graduation: 1 g / 0.05 oz / 1 ml
Material: Stainless steel / plastic
Color: Silver
Size: D 23 x W 16 x H 1.6 cm / D 9.1 x W 6.3 x H 0.6 inch



- Large, removable mixing bowl (2.2 l) with handle, spout, and non-slip bottom included
- Large weighing platform for a variety of containers
- Extra-large LCD screen
- Large keys for easy and convenient handling
- Energy-saving auto-off function
- Convenient add-weight function
- Easy to clean
- Suitable as postage and diet scale
- Select either g or lb

Load capacity: 5 kg / 9 lb
Graduation: 1 g / 0.05 oz
Material: Plastic
Color: White
Size: D 24 x W 27 x H 14.5 cm / D 9.5 x W 10.6 x H 5.7 inch



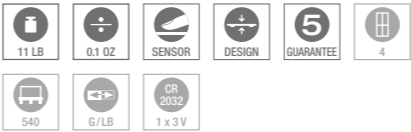
- Thin design – only 1.9 cm / 0.75 inch
- Large weighing platform for a variety of containers
- Extra-large LCD screen
- Large keys for easy and convenient handling
- Energy-saving auto-off function
- Convenient add-weight function
- Easy to clean
- Suitable as postage and diet scale
- Select either g or lb

Load capacity: 5 kg / 9 lb
Graduation: 1 g / 0.05 oz
Material: Plastic
Color: White
Size: D 21 x W 20.8 x H 1.9 cm / D 8.3 x W 8.2 x H 0.75 inch



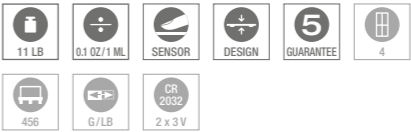
- Real bamboo: High-quality and natural
- Hygienic weighing surface
- Sensor Touch operation
- Easy to read LCD screen
- Convenient add-weight function
- Energy-saving auto-off function
- Thin design: Only 2 cm high
- Very easy to clean
- Suitable as postage and diet scale
- Select g, kg, oz, or lb

Load capacity: 5 kg / 11 lb
Graduation: 1 g / 0.1 oz
Material: Bamboo / plastic
Color: Bamboo
Size: D 20 x W 16 x H 2 cm / D 7.87 x W 6.3 x H 0.79 inch



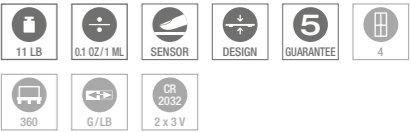
- Thin design: a height of only 1.5 cm / 0.6 inch
- Large weighing platform (Ø 20 cm / 7.9 inch) made of glass
- Sensor Touch operation
- Large, easy to read LCD screen
- Convenient add-weight function
- Energy-saving auto-off function
- Suitable as postage and diet scale
- Select between weight and volume (g, oz, ml, and fl oz)

Load capacity: 5 kg / 11 lb
Graduation: 1 g / 0.1 oz / 1 ml
Material: Safety glass / plastic
Color: White
Size: D 20 x W 20 x H 1.5 cm / D 7.9 x W 7.9 x H 0.6 inch



- Thin design: a height of only 1.5 cm / 0.6 inch
- Large weighing platform (Ø 20 cm / 7.9 inch) made of glass
- Sensor Touch operation
- Large, easy to read LCD screen
- Convenient add-weight function
- Energy-saving auto-off function
- Suitable as postage and diet scale
- Select between weight and volume (g, oz, ml, and fl oz)

Load capacity: 5 kg / 11 lb
Graduation: 1 g / 0.1 oz / 1 ml
Material: Safety glass / plastic
Color: Silver
Size: D 20 x W 20 x H 1.5 cm / D 7.9 x W 7.9 x H 0.6 inch



Compact & small with powerful performance

Thanks to its continuously adjustable glass weighing surface, Genio is perfectly adjustable to any commercially available size bowl – large or small.

Genio

- Continuously adjustable
- High-quality glass weighing platform
- Auto-On when opening the weighing arms
- Easy to read LCD screen
- Suitable for small and large bowls
- Magnetic lock prevents unintentional opening
- Sensor Touch operation
- Convenient add-weight function
- Energy-saving auto-off function
- Very easy to clean glass surface
- Suitable as postage and diet scale
- Select either g or lb

Load capacity: 5 kg / 9 lb

Graduation: 1 g / 0.1 oz

Material: Safety glass / plastic

Color: Green, Grey or White

Size: D 23.2 x W 7 x H 1.2 cm /
D 9.1 x W 2.76 x H 0.47 inch

9 LB

0.1 OZ

SENSOR

DESIGN

3

GUARANTEE

4

960

G/LB

CR 2430

1 x 3 V



Counter-top display Genio
(without product assembly)
See page 69



Counter-top display Genio
(with product assembly)
See page 69




Comfortable weighing, space-saving storage

The digital kitchen scale Genio is made of glass, can easily be folded up, and with its compact size can neatly and simply be stored in the cutlery drawer.



Specialists for the fine and the finest

66221 7
Baking Star



- Liquids like milk, oil, and water can be weighed together with other solid ingredients in the bowl
- Large mixing bowl (1.5 l) with 7 volume markings for quick measuring
- Select weight or volume for display
- Easy to read LCD screen
- Very easy to clean due to removable, dishwasher-safe mixing bowl
- Energy-saving auto-off function
- Add-weight function
- Measuring cup can also be used separately
- Select between weight and volume (g, lb, oz, ml, and fl oz)



Load capacity: 3 kg / 6 lb

Graduation: 1 g / 0.03 oz / 1 ml

Material: Plastic

Color: White

Size: D 24 x W 18.5 x H 16 cm /
D 9.5 x W 7.3 x H 6.3 inch





66220 0
Cooking Star



0,1 g / 0.01 oz
Graduation

- Precision scale with 0.1 g / 0.01 oz graduation
- Ideal for direct removal from storage containers
- Innovative HOLD function
- Volume markings for additional, quick measurement
- Easy cleaning due to removable, dishwasher-proof weighing spoon
- Easy to read LCD screen
- Energy-saving auto-off function
- Add-weight function
- Specifically suited for weighing tea, spices, herbs, coffee, baking powder, and much more
- Select between weight and volume (g, lb, oz, ml, and fl oz)



Load capacity: 500 g / 17 oz

Graduation: 0.1 g / 0.01 oz / 0.1 ml

Material: Plastic

Color: White

Size: D x 23 x W 6 x H 3.5 cm /
D x 9.1 x W 2.4 x H 1.4 inch







Easy to see – quickly sold!

Flexible, attractive product placement at the point of sale




Counter-top display Cooking Star
(with product assembly)

See page 69

Classic design – perfect function

65121 1
Shiny Steel



- High-quality, hygienic stainless steel weighing surface for easy cleaning
- Sensor Touch operation
- Easy to read LCD screen
- Energy-saving auto-off function
- Convenient add-weight function
- Suitable as postage and diet scale
- Select either g or lb







Load capacity: 5 kg / 9 lb




Graduation: 1 g / 0.05 oz

Material: Stainless steel / plastic


Color: Stainless steel

Size: D 21.3 x W 13.5 x H 1.4 cm /
D 8.4 x W 5.3 x H 0.55 inch





65105 1
Style



- Very easy to clean due to removable weighing plate
- Easy to read LCD screen
- Easy operation
- Energy-saving auto-off function
- Convenient add-weight function
- Suitable as postage and diet scale
- Select either g or lb






Load capacity: 5 kg / 9 lb



Graduation: 1 g / 0.05 oz

Material: Safety glass / plastic

Color: Silver

Size: D 21.5 x W 16.5 x H 4.7 cm /
D 8.5 x W 6.5 x H 1.9 inch





65119 8
Vita



- Sensor Touch operation
- Large, easy to read LCD screen
- Convenient add-weight function
- Energy-saving auto-off function
- Large glass platform is very easy to clean
- Suitable as postage and diet scale
- Select between g / kg or oz / lb







Load capacity: 5 kg / 11 lb





Graduation: 1 g / 0.1 oz

Material: Safety glass / plastic

Color: Silver


Size: D 23 x W 17 x H 1.7 cm /
D 6.1 x W 6.7 x H 0.7 inch





Excellent top-sellers in a modern design

65857 9
Roma Plus



+

×

PLUS X AWARD

2015 achieved for

BEST PRODUCT

2015/2016

+

×

PLUS X AWARD

2015 achieved for

High Quality Design

Ease of Use

- Includes large, removable mixing bowl with handle and pouring spout (2 l)
- Very easy to clean due to removable weighing plate
- Easy to read LCD screen
- Convenient add-weight function
- Energy-saving auto-off function
- Suitable as postage and diet scale
- Select either g or lb

Load capacity: 5 kg / 9 lb

Graduation: 1 g / 0.05 oz

Material: Safety glass / plastic

Color: White

Size: D 18 x W 21 x H 15 cm /
D 7.1 x W 8.3 x H 5.9 inch

9 LB

0.05 OZ

5

GUARANTEE

2

140

G/LB

2 x 1.5 V

65847 0
Roma White



+

×

PLUS X AWARD

2015 achieved for

BEST PRODUCT

2015/2016

+

×

PLUS X AWARD

2015 achieved for

High Quality Design

Ease of Use

- Very easy to clean due to removable weighing plate
- Easy to read LCD screen
- Convenient add-weight function
- Energy-saving auto-off function
- Suitable as postage and diet scale
- Select either g or oz

Load capacity: 5 kg / 9 lb

Graduation: 1 g / 0.05 oz

Material: Safety glass / plastic

Color: White

Size: D 19 x W 16 x H 3.5 cm /
D 7.5 x W 6.3 x H 1.4 inch

9 LB

0.05 OZ

5

GUARANTEE


3

315

G/LB

2 x 1.5 V

65856 2
Roma Silver



+

×

PLUS X AWARD

2015 achieved for

BEST PRODUCT

2015/2016

+

×

PLUS X AWARD

2015 achieved for

High Quality Design

Ease of Use

- Very easy to clean due to removable weighing plate
- Easy to read LCD screen
- Convenient add-weight function
- Energy-saving auto-off function
- Suitable as postage and diet scale
- Select either g or oz

Load capacity: 5 kg / 9 lb

Graduation: 1 g / 0.05 oz

Material: Safety glass / plastic

Color: Silver

Size: D 19 x W 16 x H 3.5 cm /
D 7.5 x W 6.3 x H 1.4 inch

9 LB

0.05 OZ

5

GUARANTEE

3


315

G/LB

2 x 1.5 V

Convenient helpers for the young kitchen!

65118 1
Purista



- Large, easy to read LCD screen
- Convenient add-weight function
- Energy-saving auto-off function
- Large glass platform is very easy to clean
- Suitable as postage and diet scale
- Select between g / kg or oz / lb

Load capacity: 5 kg / 11 lb

Graduation: 1 g / 0.1 oz

Material: Safety glass / plastic

Color: White

Size: D 23 x W 17 x H 1.7 cm /
D 6.1 x W 6.7 x H 0.7 inch

11 LB

0.1 OZ

DESIGN

5

GUARANTEE

6

432

G/LB

CR 2032 1 x 3 V

65106 8
Fiesta



- Easy to read LCD screen
- Very easy to clean due to removable weighing plate
- Easy operation
- Energy-saving auto-off function
- Convenient add-weight function
- Suitable as postage and diet scale
- Select either g or lb

Load capacity: 5 kg / 11 lb

Graduation: 1 g / 0.05 oz

Material: Safety glass / plastic

Color: Grey

Size: D 20.3 x W 11.4 x H 2.9 cm /
D 8 x W 4.5 x H 1.1 inch

11 LB

0.05 OZ

5

GUARANTEE

3

315

G/LB

2 x 1.5 V

65122 8
Compact



- Convenient and space-saving storage: The scale can easily be stored in its weighing bowl
- Easy to read LCD screen
- Energy-saving auto-off function
- Convenient add-weight function
- Suitable as postage and diet scale
- Select either g or lb

Load capacity: 5 kg / 11 lb

Graduation: 1 g / 0.1 oz

Material: Plastic

Color: White

Size: D 18.4 x W 15 x H 3.3 cm /
D 7.24 x W 5.91 x H 1.3 inch

11 LB

0.1 OZ

5

GUARANTEE


6

864

G/LB

2 x 1.5 V

Space-saving storage:
The scale can easily be stored
in its weighing bowl.





50

51









Page Profi
Fruit Heart | 66311 5





Page Profi



- High load capacity up to 15 kg / 33 lb
- Extra-large weighing area
- Innovative HOLD function
- Thin design with a height of only 1.8 cm / 0.7 inch
- Ideal for weighing large packages
- Sensor Touch operation
- Convenient tare function
- Easy to read LCD screen
- Energy-saving auto-off function
- Very easy to clean glass surface
- Suitable as postage and diet scale
- Select either g or lb

Load capacity: 15 kg / 33 lb
Graduation: 1 g / 0.1 oz
Material: Safety glass / plastic
Color: White with decor
Size: D 26.3 x W 20 x H 1.8 cm / D 10.4 x W 7.9 x H 0.7 inch






Page Profi Fresh Fruits | 66312 2

Cheeky fruits

The fresh design creates a desire to cook, preserve, bake and more – a colourful splash in every kitchen.












Flip
Design Edition
White | 66306 1

Flip

- Thin: a height of only 1.5 cm / 0.6 inch
- Large weighing platform (Ø 20 cm / 7.9 inch) made of glass
- Sensor Touch operation
- Large, easy to read LCD screen
- Convenient add-weight function
- Energy-saving auto-off function
- Suitable as postage and diet scale
- Select between weight and volume (g, oz, ml, and fl oz)

Load capacity: 5 kg / 11 lb
Graduation: 1 g / 0.1 oz / 1 ml
Material: Safety glass / plastic
Color: Grey or White
Size: D 20 x W 20 x H 1.5 cm / D 7.9 x W 7.9 x H 0.6 inch





Well-rounded

Elegant classics in a new design: large weighing platform made of glass with a fresh, trendy decor combined with the convenient Sensor Touch function.



Flip
Design Edition
Grey | 66307 8



Happy | 66301 6

SMILEY
HAPPY DECOR

- Smiley design
- Large LCD screen
- Energy-saving auto-off function
- Add-weight function
- Very easy to clean glass surface
- Suitable as postage and diet scale
- Select g, kg, oz, or lb

Load capacity: 5 kg / 11 lb

Graduation: 1 g / 0.1 oz

Material: Safety glass / plastic

Color: smiley decor

Size: D 23 x W 17 x H 2 cm /
D 9 x W 6.7 x H 0.8 inch



Smiling is contagious!

With the popular smiley motifs, the digital kitchen scales will put you in a good mood and create even more fun in the kitchen.



Dynamic | 66300 9

Make space! Here comes the sheep!



Happy cooking! The funny sheepworld designs on the digital kitchen scales made of glass ensure even more fun in the kitchen. Your customers will be keen to have them!



66194 4
Kitchen Chaos

- sheepworld design
- Large LCD screen
- Energy-saving auto-off function
- Convenient add-weight function
- Large glass platform is very easy to clean
- Suitable as postage and diet scale
- Select g, kg, oz und lb

Load capacity: 5 kg / 11 lb

Graduation: 1 g / 0.1 oz

Material: Safety glass / plastic

Color: White with sheepworld decor

Size: D 23 x W 17 x H 2 cm /
D 9 x W 6.7 x H 0.8 inch



66303 0
Happy Cooking

- sheepworld design
- Large LCD screen
- Energy-saving auto-off function
- Convenient add-weight function
- Large glass platform is very easy to clean
- Suitable as postage and diet scale
- Select g, kg, oz und lb

Load capacity: 5 kg / 11 lb

Graduation: 1 g / 0.1 oz

Material: Safety glass / plastic

Color: White with sheepworld decor


Size: D 23 x W 17 x H 2 cm /
D 9 x W 6.7 x H 0.8 inch



Slanted presenter/test station
(without product assembly)

See page 69


© sheepworld AG - Design by sheepworld - Am Schafhügel 1 - 92289 Ursensollen - www.sheepworld.de



Floral motifs with effect

These two are too nice to put away. Stylish frosted glass or brilliant mirror reflections – the lovely designs of the two kitchen scales will be an eye-catcher in any kitchen.

65115 0
Frosted & Frozen



- Trendy design in a frosted glass look
- Sensor Touch operation
- Easy to read LCD screen
- Convenient add-weight function
- Energy-saving auto-off function
- Very easy to clean glass surface
- Suitable as postage and diet scale
- Select g, kg, oz, or lb

Load capacity: 5 kg / 11 lb
Graduation: 1 g / 0.1 oz
Material: Safety glass / plastic
Color: White
Size: D 20 x W 16 x H 1.5 cm / D 7.9 x W 6.3 x H 0.6 inch

11 LB

0.1 OZ

SENSOR

DESIGN

5

GUARANTEE

4

660

G/LB

CR 2032

1 x 3 V

65116 7
Magical Mirror



- Trendy design with mirror effect
- Sensor Touch operation
- Easy to read LCD screen
- Convenient add-weight function
- Energy-saving auto-off function
- Very easy to clean glass surface
- Suitable as postage and diet scale
- Select g, kg, oz, or lb

Load capacity: 5 kg / 11 lb
Graduation: 1 g / 0.1 oz
Material: Safety glass / plastic
Color: White
Size: D 20 x W 16 x H 1.5 cm / D 7.9 x W 6.3 x H 0.6 inch

11 LB

0.1 OZ

SENSOR

DESIGN

5

GUARANTEE

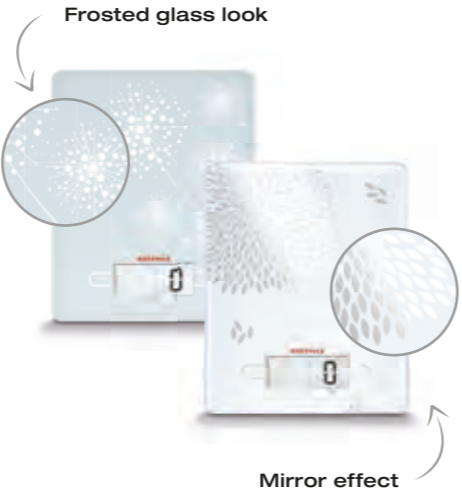
4

660

G/LB

CR 2032

1 x 3 V



Roma

- Easy to read LCD screen
- Energy-saving auto-off function
- Convenient add-weight function
- Very easy to clean due to removable weighing plate
- Suitable as postage and diet scale
- Select either g or oz

PLUS X AWARD

2015 Honoured for:
BEST PRODUCT
2015/2016

PLUS X AWARD

2015 Honoured for:
High Quality
Design
Ease of Use

Load capacity: 5 kg / 9 lb
Graduation: 1 g / 0.05 oz
Material: Safety glass / plastic
Color: Ruby Red or Sky Blue
Size: D 19 x W 16 x H 3.5 cm / D 7.5 x W 6.3 x H 1.4 inch

9 LB

0.05 OZ

5

GUARANTEE

3

315

G/LB

AAA

2 x 1.5 V

It gets even more colourful!


Perfectly shaped in two trendy colours and with removable weighing plate made of safety glass.



Roma
Ruby Red | 65858 6

Always in demand – the analogue classics

65003 0
Silvia



- Easy to read full view dial
- Large weighing bowl made of high-quality stainless steel (1.75 l)
- Very easy to clean due to removable weighing bowl
- Mechanical tare function
- Easy to use

Load capacity: 5 kg
Graduation: 20 g
Material: Stainless steel / metal
Color: Chrome
Size: D 25 x W 25 x H 27 cm / D 9.8 x W 9.8 x H 10.6 inch



65054 2
Culina Pro




TESTSIEGER
TESTMAGAZIN-URTEIL
SOEHNLE Culina Pro
GUT 90.2 %
Im Test: 6 Analoge Küchenwaagen
Testdatum: 01.01.2014

- Includes large, removable mixing bowl with handle and spout (2.5 l)
- Mechanical tare function
- Durable material
- Very easy to clean
- Easy to use

Load capacity: 5 kg
Graduation: 50 g
Material: Plastic
Color: White
Size: D 26.5 x W 26.5 x H 18 cm / D 10.4 x W 10.4 x H 7.1 inch



65041 2
Actuell




- Easy to read full view dial
- Removable mixing bowl (1.5 l) with handle and spout included
- Mechanical tare function
- Very easy to clean
- Easy to use

Load capacity: 3 kg
Graduation: 10 g
Material: Plastic
Color: Silver
Size: D 11.6 x W 21.5 x H 28 cm / D 4.6 x W 8.5 x H 11 inch



65418 2
Vario




- Removable mixing bowl (0.5 l) with handle and pouring spout included
- Mixing bowl with embossed 50 ml volume readings
- Mechanical tare function
- Very easy to clean
- Easy to use

Load capacity: 500 g
Graduation: 2 g < 100 g / 5 g ≥ 100 g
Material: Plastic
Color: White
Size: D 20 x W 20 x H 13 cm / D 7.9 x W 7.9 x H 5.1 inch



65601 8
Combi



- Removable weighing bowl (0.5 l) included
- Space-saving: scale can simply be stored in the weighing bowl
- Very easy to clean
- Easy to use

Load capacity: 250 g
Graduation: 2 g / 5 g
Material: Plastic
Color: White
Size: D 11.5 x W 10 x H 16.5 cm / D 4.5 x W 3.9 x H 6.5 inch





Room Fragrance

Design Aroma Diffuser · Fragrance Oils



68056 3
Milano Plus

- Individual combinations: Fragrance and LED illumination
- Remote control included
- Fine ultrasonic nebulisation for maximum dispersion of fragrance
- LED color change with Color Stop function
- Frosted glass for pleasant, harmonious light
- Auto-off function
- Specifically suited for Soehnle fragrance oils
- Fragrance dispersion time per filling approx. 6 hours
- Integrated water container with a volume of 100 ml

GS certified

Color: White

Size: H 13 x Ø 21 cm /
H 5.1 x Ø 8.3 inch



A feeling of well-being
at the push of a button

The relaxing interplay of light and the aromatic fragrance can be set individually and independently from each other via the convenient remote control.





68087 7
Modena

- High-quality bamboo and elegant, frosted glass
- Individual combinations: Fragrance and LED illumination
- Fine ultrasonic nebulisation for maximum dispersion of fragrance
- LED color change with Color Stop function
- Auto-off function
- Specifically suited for Soehnle fragrance oils
- Fragrance dispersion time per filling approx. 6 hours
- Integrated water container with a volume of 100 ml

GS certified

Color: White/ Bamboo

Size: H 12.6 x Ø 18.4 cm /
H 4.96 x Ø 7.24 inch

6h AUTO OFF 2 GUARANTEE 2 84 TUV GS

Bamboo and glass –
a stylish combination

The Design Aroma Diffuser Modena made of natural bamboo and frosted glass creates an appealing ambiance with its relaxing interplay of light and fragrance.



Elegant aroma diffusers with frosted glass

68086 0
Torino



- Slim design: ideal for sideboards and window sills
- Individual combinations: Fragrance and LED illumination
- Fine ultrasonic nebulisation for maximum dispersion of fragrance
- LED color change with Color Stop function
- Frosted glass for pleasant, harmonious light
- Auto-off function
- Specifically suited for Soehnle fragrance oils
- Fragrance dispersion time per filling approx. 6 hours
- Integrated water container with a volume of 100 ml

GS certified

Color: White

Size: H 15.2 x W 18 x D 11 cm /
H 5.98 x W 7.09 x D 4.33 inch

6h AUTO OFF 2 GUARANTEE 2 100 TUV GS

68051 8
Venezia



- Fine ultrasonic nebulisation for maximum dispersion of fragrance
- Individual combinations: Fragrance and LED illumination
- LED color change with Color Stop function
- Frosted glass for pleasant, harmonious light
- Auto-off function
- Specifically suited for Soehnle fragrance oils
- Fragrance dispersion time per filling up to approx. 6 hours
- Integrated water tank with 100 ml volume

GS certified

Color: White

Size: H 13.5 x Ø 15 cm /
H 5.3 x Ø 5.9 inch

6h AUTO OFF 2 GUARANTEE 2 70 TUV GS

68064 8
Venezia Design Edition



- Fine ultrasonic nebulisation for maximum dispersion of fragrance
- Individual combinations: Fragrance and LED illumination
- LED color change with Color Stop function
- Frosted glass for pleasant, harmonious light
- Auto-off function
- Specifically suited for Soehnle fragrance oils
- Fragrance dispersion time per filling up to approx. 6 hours
- Integrated water tank with 100 ml volume


GS certified

Color: White

Size: H 13.5 x Ø 15 cm /
H 5.3 x Ø 5.9 inch

6h AUTO OFF 2 GUARANTEE 2 70 TUV GS

Aesthetic shapes and harmonious fragrances



- Fine ultrasonic nebulisation for maximum dispersion of fragrance
- LED color change with Color Stop function
- Sensor Touch operation
- Auto-off function
- Specifically suited for Soehnle fragrance oils
- Fragrance dispersion time per filling up to approx. 3.5 hours
- Integrated water tank with 80 ml volume



GS certified

Color: White

Size: H 9.6 x W 12.4 x D 16.8 cm /
H 3.8 x W 4.9 x D 6.6 inch




- Fine ultrasonic nebulisation for maximum dispersion of fragrance
- LED color change with Color Stop function
- Auto-off function
- Specifically suited for Soehnle fragrance oils
- Fragrance dispersion time per filling up to approx. 3.5 hours
- Integrated water tank with 80 ml volume



GS certified

Color: White

Size: H 10.7 x D 18.0 cm /
H 4.2 x D 7.1 inch



- Fine ultrasonic nebulisation for maximum dispersion of fragrance
- Light-blue LED illumination
- Auto-off function
- Specifically suited for Soehnle fragrance oils
- Fragrance dispersion time per filling up to approx. 3.5 – 4 hours
- Integrated water tank with 100 ml volume



GS certified

Color: White

Size: H 21.2 x D 10.7 cm /
H 8.3 x D 4.2 inch



- Provides discreet fragrance at the office, in the car, and on the go
- Suitable for all common USB ports
- A few drops of fragrance oil suffice
- Specifically suited for Soehnle fragrance oils

Color: Metallic white, Metallic grey, or Metallic gold

Size: W 2.1 x H 8 x D 1.5 cm /
W 0.82 x H 3.14 x D 0.59 inch



Favourite fragrance for on-the-go

Whether at the office, in the car or on the go – the portable fragrance diffuser ensures a pleasant atmosphere anywhere.



Como Gold | 68076 1

Como White | 68062 4

Delivery in sorted displays of 6 each



Fragrance oils

- Harmoniously balanced fragrances
- A few drops suffice
- Child-proof cap
- Specifically suited for Soehnle Design Aroma Diffuser and air humidifiers
- Made in Germany

Content: 10 ml



Magical fragrances for special moments



Rose | 68079 2



Magnolia | 68069 3



Lavender | 68068 6



Jasmine | 68070 9



Lilac | 68059 4



Lemon grass | 68080 8



Orange | 68060 0



Sophisticated vanilla | 68091 4



Winter magic | 68061 7



Point of Sale

Well-designed concepts for successful sales

Effective product presenter for the successful secondary placement



069604
Personal Scales individual presenter
(without product assembly)
H 150 x W 44 x D 42 cm/
H 59.1 x W 17.3 x D 16.5 inch

Upon request
Tower (6 shelves)
(without product assembly)
H 160 x W 40 x D 60 cm/
H 62.99 x W 15.75 x D 23.62 inch

202569
Permanent Display
(without product assembly)
H 165 x W 80 x D 40 cm/
H 64.96 x W 31.5 x D 15.75 inch

Upon request
15" TFT monitor
to play back
product videos



069918
Stepped display
(without product assembly)
H 110 x W 76 x D 79 cm/
H 43.3 x W 29.9 x D 31.1 inch



202842
Slanted presenter/test station
(personal scales)
(without product assembly)
W 34.5 x D 36 x H 37.5 cm/
W 13.6 x D 14.2 x H 14.8 inch



Order numbers and other
information about the POS tools
are available in the advertisement
medium catalogue.

Clever POS tools for kitchen scales



Top design and quality!
Stand-out packaging design and concise
information make it an eye-catcher at POS
to generate high volume sales.

202843
Slanted presenter/test station
(kitchen scales)
(without product assembly)
W 21 x D 29 x H 30 cm/
W 8.3 x D 11.4 x H 11.8 inch

203785
Counter-top display Genio
(without product assembly)
D 28.5 x W 25 x H 21.5 cm/
D 11.22 x W 9.84 x H 8.46 inch



000749
Counter-top display Genio
(with product assembly)
D 35 x W 35 x H 38 cm/
D 13.7 x W 13.7 x H 14.9 inch



000734
Counter-top display Cooking Star
(with product assembly)
W 43 x D 23 x H 40 cm/
W 16.92 x D 9.05 x H 15.74 inch

Creates an atmosphere of wellness at the POS

The impressive presentation tools for the Soehnle room fragrance products catch the eye and ensure a high demand among your customers.



201219
Presentation display room fragrance
(products not included)
W 53 x D 31 x H 38 cm/
W 20.9 x D 12.2 x H 15 inch



203010
Como cutout display
(with product assembly)
W 16.5 x D 8 x H 22.5 cm
W 6.49 x D 3.14 x H 8.85 inch



69800
Presentation display,
top-mounted sign included
(products not included)
W 59 x D 40 x H 160 cm/
W 23.2 x D 15.7 x H 63 inch



Como counter-top display
(sorted product assembly)
6x Como White, 6x Como Grey or 6x Como Gold
W 11 x D 16 x H 18 cm/
W 4.3 x D 6.29 x H 7.08 inch



004840
Fragrance oil display
(Content: 5x Lavender / 5x Sophisticated
vanilla / 5x Jasmine / 5x Magnolia)
W 18.5 x D 26 x H 28 cm/
W 7.3 x D 10.2 x H 11 inch

Experience the latest internet presence

You and your customers will find comprehensive information about current products as well as interesting topics all around Soehnle products online at **www.soehnle.com**.



- The new, modern interface is now optimised for all devices, e.g. Smartphones, tablets, and PCs
- Convenient dealer search for consumers
- Trendy and seasonal topics throughout the year

- Detailed information about products as well as comprehensive user instructions
- Explanatory product videos
- Comprehensive consumer service
- Attractive prize drawings




Visit us on Facebook
and YouTube!








Body Analysis Scales New design concept				
	Item No.		Page	
 Shape Sense Profi 300	63869	4	10	
 Shape Sense Profi 200	63870	0	11	
 Shape Sense Profi 100	63868	7	12	
 Shape Sense Control 200	63858	8	13	
 Shape Sense Control 100	63857	1	13	





Digital Personal Scales New design concept				
	Item No.		Page	
 Style Sense Multi 300	63865	6	14	
 Style Sense Multi 200	63863	2	15	
 Style Sense Multi 100	63861	8	15	
 Style Sense Safe 300	63867	0	16	
 Style Sense Safe 200	63866	3	17	
 Style Sense Safe 100	63856	4	17	
 Style Sense Comfort 600	63864	9	18	
 Style Sense Comfort 500	63862	5	19	
 Style Sense Comfort 400 Silver	63855	7	20	
 Style Sense Comfort 400 Black	63860	1	20	
 Style Sense Comfort 300	63854	0	21	
 Shape Sense Comfort 200	63859	5	21	
 Style Sense Comfort 100	63853	3	21	
 Style Sense Compact 300	63852	6	22	
 Style Sense Compact 200	63851	9	22	
 Style Sense Compact 100	63850	2	22	

Digital Personal Scales New design concept EDITION				
	Item No.		Page	
 Style Sense Compact 300 Pink	63846	5	23	
 Style Sense Compact 300 Blue	63847	2	23	


Body Analysis Scales Still available				
	Item No.		Page	
 Web Connect Analysis	63340	8	28	
 Body Balance Comfort Select	63760	4	29	
 Solar Fit	63342	2	30	







Digital Personal Scales Still available				
	Item No.		Page	
 Solar Sense	63308	8	30	
 Solar Star	63341	5	30	
 Bamboo Natural	63844	1	31	
 Bamboo White	63845	8	31	
 Silver Sense	61350	9	31	



























Digital Personal Scales Still available EDITION				
	Item No.		Page	
 sheepworld Nobody ...	63345	3	32	
 sheepworld Too Heavy?	63343	9	32	
 Smiley Island Life	63776	5	33	
 Smiley You can't stop ...	63775	8	33	
 Smiley Be Happy	63777	2	33	













 Frosted & Frozen	63828	1	34	
 Happiness	63839	7	34	
 Maya Black Edition Circles	63358	3	35	
 Maya Black Edition Stripes	63357	6	35	






Analogue Personal Scales Still available				
	Item No.		Page	
 Certified Classic XL	61317	2	36	
 Loupe	61351	6	36	
 Tempo White	61098	0	36	
 Standard	61012	6	37	
 Maya	61141	3	37	
 Jolly	61260	1	37	

Luggage scale				
	Item No.		Page	
 Travel	66172	2	38	










Digital Kitchen Scales				
	Item No.		Page	
 Page Meteo Center	66223	1	40	
 Page Profi	67080	9	40	
 Page Evolution Steel	66189	0	40	
 Page Evolution Silver	66179	1	41	
 Page Evolution White	66177	7	41	
 Page Evolution Black	66178	4	41	

 Easy Solar White	66183	8	42	
 Food Control Easy	66130	2	42	
 Ultra 2.0	66150	0	42	
 Vintage Style Red	66229	3	43	
 Vintage Style Blue	66230	9	43	
 Vintage Style Grey	66231	6	43	
 Attraction	66171	5	44	
 Olympia Plus	66111	1	44	
 Olympia	66110	4	44	
 Bamboo	66308	5	45	
 Flip White	66160	9	45	
 Flip Silver	66161	6	45	
 Genio Green	66228	6	46	
 Genio Grey	66227	9	46	
 Genio White	66226	2	46	
 Baking Star	66221	7	48	
 Cooking Star	66220	0	48	
 Shiny Steel	65121	1	49	
 Style	65105	1	49	
 Vita	65119	8	49	
 Roma Plus	65857	9	50	
 Roma White	65847	0	50	
 Roma Silver	65856	2	50	
 Purista	65118	1	51	
 Fiesta	65106	8	51	
 Compact	65122	8	51	

Digital Kitchen Scales EDITION				
	Item No.		Page	
 Page Profi Fruit Heart	66311	5	52	
 Page Profi Fresh Fruits	66312	2	52	
 Flip Design Edition White	66306	1	53	
 Flip Design Edition Grey	66307	8	53	
 Smiley Happy	66301	6	54	
 Smiley Dynamic	66300	9	54	
 sheepworld Kitchen Chaos	66194	4	55	
 sheepworld Happy Cooking	66303	0	55	
 Frosted & Frozen	65115	0	56	
 Magical Mirror	65116	7	56	
 Roma Sky Blue	65859	9	57	
 Roma Ruby Red	65858	6	57	

Analogue Kitchen Scales				
	Item No.		Page	
 Silvia	65003	0	58	
 Culina Pro	65054	2	58	
 Actuell	65041	2	58	
 Vario	65418	2	59	
 Combi	65601	8	59	

Design Aroma Diffuser				
	Item No.		Page	
 Milano Plus	68056	3	61	
 Modena	68087	7	62	
 Torino	68086	0	63	
 Venezia	68051	8	63	
 Venezia Design Edition	68064	8	63	
 Lucca	68027	3	64	
 Ravenna	68026	6	64	
 Valencia	68025	9	64	
 Como Grey	68075	4	65	
 Como Gold	68076	1	65	
 Como White	68062	4	65	

Fragrance Oils				
	Item No.		Page	
 Rose	68079	2	66	
 Magnolia	68069	3	66	
 Lavender	68068	6	66	
 Jasmine	68070	9	66	
 Lilac	68059	4	66	
 Lemon grass	68080	8	66	
 Orange	68060	0	66	
 Sophisticated vanilla	68091	4	66	
 Winter magic	68061	7	66	

Pictographs – an overview

 <div>440 LB</div>	Maximum weight capacity of the scale	 <div>AUTO</div>	Automatic on/off function
 <div>0.2 LB</div>	Graduation	 <div>SOLAR</div>	Solar technology: no batteries required
 <div>BIA</div>	Premium body analysis BIA (Bio impedance Multifrequency Measurement)	 <div>TEMP</div>	Temperature display
 <div>0,1 %</div>	Body fat content in precise 0.1% increments	 <div>CLOCK</div>	Time function
 <div>0,1 %</div>	Body water content in precise 0.1% increments	 <div>TIMER</div>	Convenient timer
 <div>0,1 %</div>	Muscle mass in precise 0.1% increments	 <div>CERT</div>	Soehnle test certificate
 <div>KCAL</div>	Energy consumption (kcal) Calorie requirement per day	 <div>SENSOR</div>	Sensor Touch operation: a slight touch is sufficient!
 <div>BMI</div>	Calculation of the BMI (Body Mass Index)	 <div>35 HOLD</div>	HOLD function: weight display is frozen for 10 seconds
 <div>SPORT</div>	Athlete mode: optimum measurement results for active athletes	 <div>6 h AUTO OFF</div>	Automatic off function
 <div>8</div>	Automatic recognition of persons with number of memory slots	 <div>USB</div>	Suitable for all common USB ports
 <div>TREND</div>	Individual trend display for long-term monitoring	 <div>5 GUARANTEE</div>	Guarantee: guarantee period in years
 <div>RADIO</div>	Wireless technology	 <div>2</div>	Shipping units
 <div>XXL</div>	Extra-large, particularly easy to read LCD screen in a new design	 <div>204</div>	Items per palette
 <div>XL</div>	Large, very easy to read LCD screen in a new design	 <div>KG/ST</div>	Possible to select between kg, st, and lb
 <div>LED</div>	Bright LED display in a new design	 <div>G/LB</div>	Possible to select between g, lb, and oz
 <div>XXL</div>	Extra-large, particularly easy to read LCD screen	 <div>3 x 1,5 V</div>	Batteries included: 1.5 Volt AA Mignon battery
 <div>LED</div>	Large, very easy to read LCD screen	 <div>3 x 1,5 V</div>	Batteries included: 1.5 Volt AAA Micro battery
 <div>DESIGN</div>	Thin design	 <div>CR 2430 1 x 3 V</div>	Batteries included: 3 Volt CR 2430 Lithium
 <div>XXL</div>	Extra-large weighing surface for extra secure stability	 <div>CR 2032 1 x 3 V</div>	Batteries included: 3 Volt CR 2032 Lithium
 <div>XL</div>	Large weighing surface for secure stability		



SOEHNLE

Leifheit AG
Leifheitstraße 1 · 56377 Nassau/Germany
Tel. +49 2604 977-0 · Fax +49 2604 977-300
www.soehnle.com